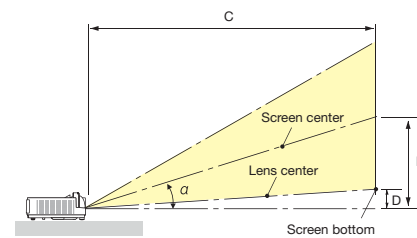


Specifications

Model Number	M352WS	M302WS	M332XS
Projection System	Single DLP® chip (0.65", 16:10)		Single DLP® chip (0.55", 4:3)
Resolution*1	1280 x 800 pixels (WXGA)		1024 x 768 pixels (XGA)
Lens	Digital zoom and manual focus Digital Zoom Ratio = 1.2 F2.4/ f=6.5 mm		
Lamp	270 W AC	225 W AC	270 W AC
Light Output*2+3	3500 lumens	3000 lumens	3300 lumens
Contrast Ratio*3 (full white: full black)	10000:1 with DYNAMIC CONTRAST ON		
Image Size (Diagonal)	60-150 inches/1.52 m-3.81 m (16:10)		60-150 inches/1.52 m-3.81 m (4:3)
Inputs	1 x RGB/Component (D-Sub 15 P), 2 x HDMI Type A (19 P, HDMI® Connector) HDCP supported*4, 1 x Video (RCA), 1 x (L/R) RCA Audio, 1 x Stereo Mini Audio		
Outputs	1 x RGB(D-Sub 15 P), 1 x Stereo Mini Audio, 1 x 3D Sync (Mini DIN 3P)		
PC Control	1 x PC Control Port (D-Sub 9 P)		
Wired LAN Port	1 x RJ-45 (10BASE-T/100BASE-TX)		
Wireless LAN Port (Optional)	IEEE 802.11 b/g/n (optional USB Wireless LAN Unit required)		
USB Port	1 x Type A, 1 x Type B		
MIC Input	1 x Monaural Mini Audio		
Color Reproduction	10-bit signal processing (1.07 billion colors) (USB-A, LAN: 16.7 million colors)		
Compatible Signals*5	Analog:VGA/SVGA/XGA/WXGA/Quad-VGA/SXGA/SXGA+/WXGA+/WXGA++/UXGA/WSXGA+/HD/Full HD/WUXGA/Mac13"/Mac16"/Mac19"/Mac21"/Mac23" Component:480 i/480 p/720 p/1080 i(60 Hz),576 i/576 p/1080 i(50 Hz),DVDProgressive(50/60 Hz) Digital:VGA/SVGA/XGA/WXGA/Quad-VGA/SXGA/SXGA+/WXGA+/WXGA++/WSXGA+/HDTV(1080 p)/HDTV(1080 i)/HDTV(720 p)/HDTV(480 p) 3D:ForPCXGA/1280x720/WXGA,ForVideoSDTV(480 i),ForHDMI-1.4 a720 p(Frame Packing)/1080 p(Frame Packing)/1080 i (Side by Side (Half))/720 p (Top and Bottom)/1080 p (Top and Bottom)		
Scan Rate	Horizontal: 15 kHz to 100 kHz (RGB: 24 kHz or over), Vertical: 50 Hz to 120 Hz (HDMI: 50 Hz to 85 Hz)		
Built-in Speaker	20 W (monaural)		
Power Requirement	100-240 V AC, 50/60 Hz		
Input Current	3.9-1.6 A	3.3-1.4 A	3.9-1.6 A
Power Consumption 200-240 V (Typical)	ECO OFF 335 W NORMAL 278 W ECO 246 W STANDBY (NETWORK) 2.9 W STANDBY (NORMAL) 0.38 W	286 W 224 W 202 W 2.9 W 0.38 W	335 W 278 W 246 W
Installation Orientation	Desktop/Front, Desktop/Rear, Ceiling/Front, Ceiling/Rear		
Dimensions	368 mm(W) x 134 mm(H) x 291 mm(D), 368 mm(W) x 98 mm(H) x 286 mm(D)(not including protrusions)		
Weight	3.7 kg	3.6 kg	3.7 kg
Environmental Considerations	Operational Temperatures : 5° to 40°C, 20 % to 80 % humidity (non-condensing) (ECO mode selected automatically at 35°C to 40°C) Storage Temperatures : -10° to 50°C, 20 % to 80 % humidity (non-condensing)		

*1 Effective pixels are more than 99.99 %.
*2 This is the light output value (lumens) when the [PRESET] mode is set to [HIGH-BRIGHT].
*3 Compliance with ISO21118-2005.
*4 HDMI® (Deep Color, Lip Sync, 3D) with HDCP.
*5 An image with higher or lower resolution than the projector's native resolution will be displayed with Advanced AccuBlend.

● Throw Distance and Screen Size



M332XS

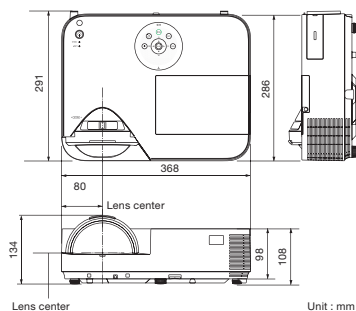
Screen Size			B		C		D		α			
Diagonal	Width	Height	inch	mm	inch	mm	inch	mm	inch	degree		
60	1524	48	1219	36	914	24	617	27	675	6	160	40.8
80	2032	64	1626	48	1219	32	823	36	915	8	214	40.8
100	2540	80	2032	60	1524	41	1029	46	1156	11	267	40.7
120	3048	96	2438	72	1829	49	1235	55	1396	13	320	40.7
150	3810	120	3048	90	2286	61	1543	69	1757	16	400	40.7

M352WS/M302WS

Screen Size			B		C		D		α			
Diagonal	Width	Height	inch	mm	inch	mm	inch	mm	inch	degree		
60	1524	51	1292	32	808	21	524	22	565	5	120	40.9
80	2032	68	1723	42	1077	27	698	30	769	6	160	40.8
100	2540	85	2154	53	1346	34	873	38	973	8	199	40.8
120	3048	102	2585	64	1615	41	1047	46	1177	9	239	40.7
150	3810	127	3231	79	2019	52	1309	58	1482	12	299	40.7

B=Vertical distance between lens center and screen center C=Throw distance D=Vertical distance between lens center and screen bottom(top of screen for ceiling application) α=Throw angle
NOTE: The values in the tables are design values and may vary.

● Cabinet Dimensions



● Remote control



(included accessory)

● Options



Replacement lamp
NP28LP
(M302WS)
NP30LP
(M332XS/M352WS)



Wall mount kit
NP05WK



Ceiling mount Kit
NP16CM



Wireless LAN unit
NP02LM1
NP02LM2
NP02LM3



Cable cover
NP05CV



Interactive
White Board Kit
NP03Wi

⚠ Parts of the projector will become heated during operation. Use caution when picking up the projector.
Use caution when putting the projector in the soft case immediately after the projector has been operating.
The projector cabinet is hot.

● Virtual Remote Tool uses WinL2C/DDC library. © Nicomsoft Ltd.
● HDMI, the HDMI Logo and High-Definition Multimedia Interface are trademarks or registered trademarks of HDMI Licensing LLC.
● DLP, BrilliantColor and the DLP logo are registered trademarks or trademarks of Texas Instruments.
All hardware and software names are brand names and/or registered trademarks of the respective manufacturers.
All rights reserved.
All specifications are subject to change without notice.
April 2014



WDPJ-1404-00011N

Multipurpose short throw projector

M352WS/M302WS/M332XS

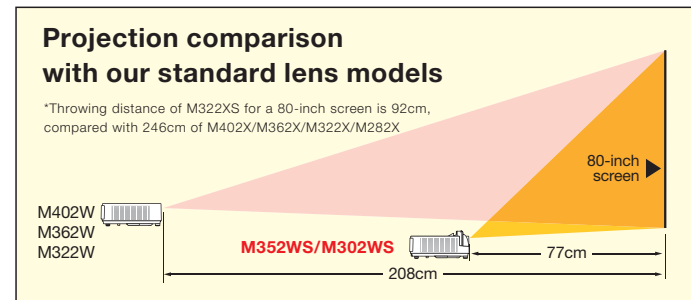
Ideal for classrooms and small to medium sized meeting areas



Enjoy great performance and flexibility, the new M Series includes advanced Eco features without compromising on quality and flexibility.

Short throw projection optimal for classrooms and meeting areas

Thanks to the high quality short throw lens, the M352WS and M302WS can project large 80-inch images from a short range of 77cm. The projector takes little space with easy to set up.



Impressive Image Quality

With WXGA and XGA native resolutions, high brightness images up to 3500 lumens with 10,000:1 great contrast from the latest Texas Instruments DLP™ engine featuring BrilliantColor™ technology provide impressive image quality in various applications.

Get Connected with a Wide Selection of Inputs and Outputs

USB display function

Using a commercially available USB cable (compatible with USB 2.0 specifications) to connect the computer with the projector allows you to send your computer screen image and sound to the projector without the need of a traditional computer cables.



USB cable (not supplied)

USB Viewer

In instances when you'd prefer to leave your laptop behind for a presentation, M Series projectors can deliver a solution. Using the presentation conversion software included with your projector, simply place your file onto a USB drive and plug it into the projector's USB port. This allows you to display images stored as .jpgs from optional USB memory.



Advanced ECO modes

You can select a suitable ECO setting form [AUTO ECO],[NORMAL] and [ECO] including [ROOM LIGHT SENSING],[CONSTANT BRIGHTNESS] and [AUTO-DIM] depending on your application. This advanced ECO setting allows you to decrease the power consumption and to prolong the lamp life up to 8000 hours by controlling the lamp brightness.



Easy to access



Ambient Light sensor

Shielded Optical structure and Filterless design

Filter Free with shielded engine eliminates the hassle and time spent monitoring and/or changing filters.



Key optical parts are shielded for dust protection.



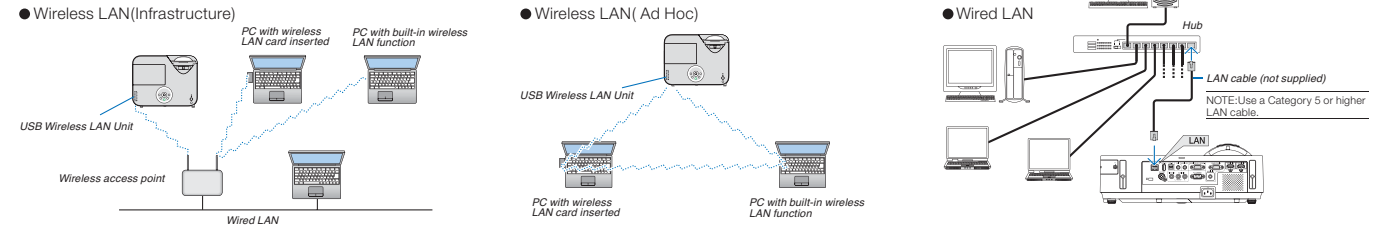
Magnetic sensor is strong against dust.

Advanced Networking Capabilities

Image Express Lite


Using Image Express Utility Lite contained on the supplied NEC Projector CD-ROM provides wired and wireless data and audio transmission via peer-to-peer or over the network.

Examples



Wireless Image Utility

Wireless Image Utility (WIU) can send images directly from your iOS devices such as iPad, iPhone and iPod touch, which enables the real-time images filmed with the iPad's internal camera, web pages searched for on the iPad or cloud files in combination with a file sharing application, to the projector (requires optional wireless LAN module NP02LM).



Virtual Remote screen


Virtual Remote Tool

Using the utility software "Virtual Remote Tool" included on the accessory CD-ROM, Virtual Remote screen (or toolbar) can be displayed on your computer screen. This will help you to perform operations such as projector's power on or off and signal selection via the computer cable (VGA), serial cable, or LAN connection.

Other Useful Features and Functions

- Powerful 20-watt speaker provides volume needed for large rooms
- Automatic Vertical keystone correction technology instantly projects a square image even when the projector is set up at a steep offset angle to the screen
- Auto Power On via the RGB (15-pin) input connector when a signal is detected from a computer
- Sleep timer can be set to automatically turn off the projector at set countdown times
- Power management enables projector to automatically turn off when an incoming signal is not detected from any of the inputs
- No Signal Guidance for easy cable connections
- Plug and Play intuitive setup and operation
- PC Based geometric correction and 3D Reform™ function
- DLP™ 3D Ready
- Includes a remote with the control ID registration function, which allows operation of multiple projectors with a single remote
- Wall Color Correction for vivid images even without a screen
- DICOM Simulation
- Security Bar / Kensington Lock / Control Panel Lock and Password Lock
- Low power consumption (less than 0.38W in 240VAC stand-by mode) minimizes energy costs
- The Carbon Meter lets you check the amount of CO2 you reduced by using Eco Mode

Terminals



M352WS

3500 ANSI lumens WXGA 3.7kg

M302WS

3000 ANSI lumens WXGA 3.6kg

M332XS

3300 ANSI lumens XGA 3.7kg

